



GB

Instruction

Item No.: 22225

5 WHEELED STUNT VEHICLE

27MHz RTR

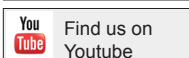


AMEWI Trade e.K. Nikolaus-Otto-Str. 6 33178 Borcheln Germany

www.amewi.com info@amewi.com



<https://www.facebook.com/amewicom/>

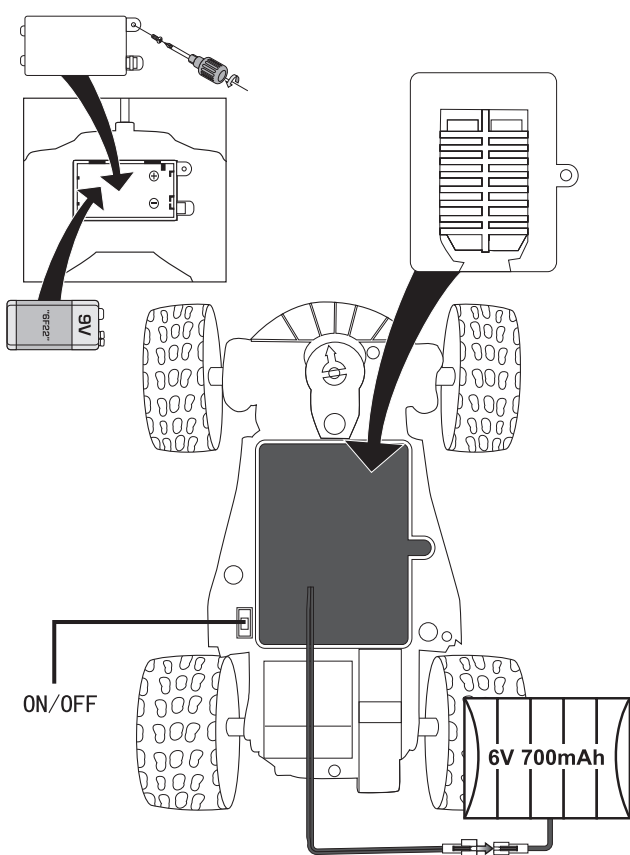


<https://www.youtube.com/user/Amewicom>

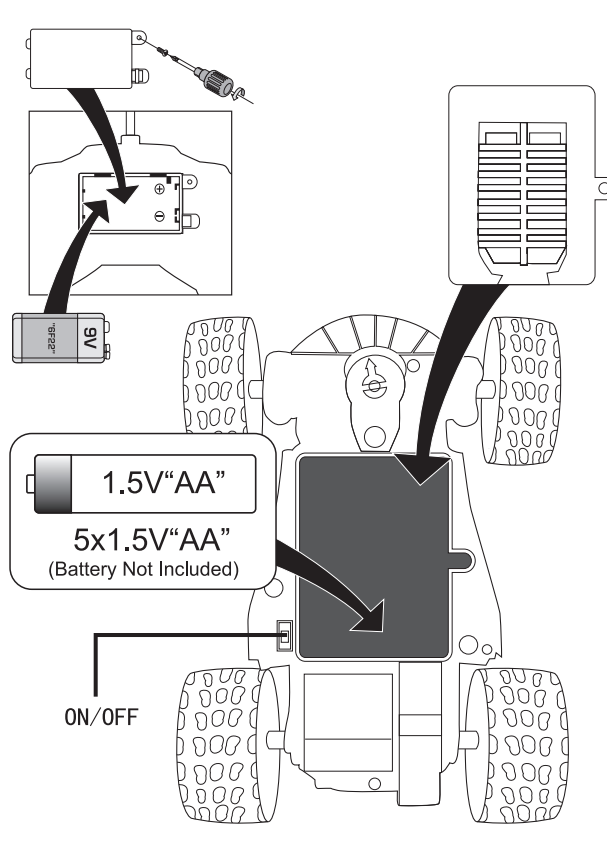


Thank you for choosing our toys! Please read through this instruction manual before use as it contains all the information you need to know about how to correctly, joyfully use this product.

Battery Installation




Charger A

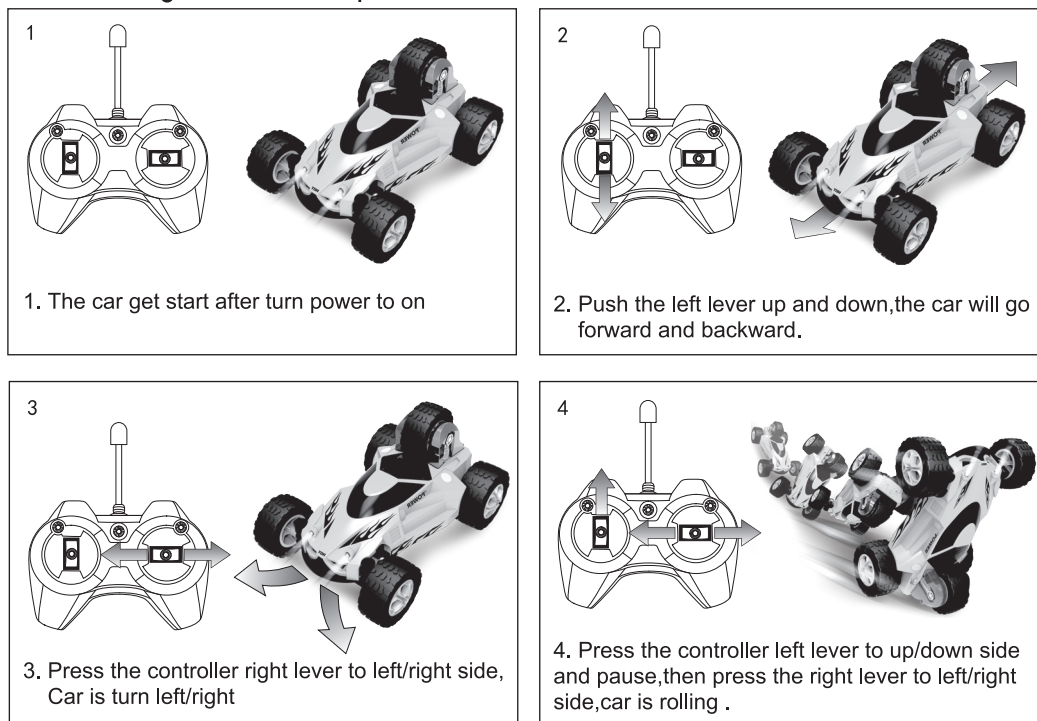


Not Charger B

1. Open the battery cover of R/C car, instal 6V recharge battery pack, fasten the cover
2. Open the battery cover of transmitter, instal a 9V battery,put on the cover.
3. The recharge time is 3hours support 20minutes playing.



Products Using The Basic Operation




BATTERY SAFETY

- 1) Adult's supervision is required for charging.
- (2) To charge the rechargeable battery pack in the car, first remove it from the chassis.
- (3) Timely remove exhausted batteries from the car and the transmitter.
- (4) Make sure the main switch is set to OFF before installing the battery pack into the car body.
- (5) Note polarity marks in the battery compartments when installing the batteries.
- (6) Do not try to charge non-rechargeable batteries.
- (7) Do not short-circuit the batteries.
- (8) If you plan to stop use for a long time, remove the batteries from the transmitter and the car body to avoid leakage.
- (9) Never throw the batteries into fire to avoid explosion or leakage.
- (10) Do not mix batteries from different producers or new and old batteries.
- (11) Use only recommended batteries or equivalent ones.
- (12) Check the batteries on a regular basis to avoid leakage.
- (13) Keep this manual well for future reference as it contains important information about this product.

USE CAUTIONS

·When the car is in motion, do not touch the wheels by hand to avoid damages to the car.



Do not play by the roads or in any other dangerous places to avoid accidents.



Do not play in a place with puddle, mud or sand.

Declaration of Conformity

This product has been manufactured according to actual technical standards. The product is matching the requirements of the existing European and national guidelines. The Declaration of Conformity has been proofed. AMEWI Trade e.K. declares that this product is matching the basic requirements and remaining regulations of the guideline R&TTE 2014/53/EU. The product is conform according to the guidelines of the R&TTE.

The declarations and documents are stored at the manufacturer and can be requested and applied there.

AMEWI Trade e.K., Nikolaus-Otto-Str. 6, DE-33178 Borcheln, Fax: +49 (0)5251/288965-19, Email: info@amewi.com, www.amewi.com.

For additional questions to the product and conformity please contact:

AMEWI Trade e.K., Nikolaus-Otto-Str. 6, DE-33178 Borcheln, Fax: +49 (0)5251 / 288965-19, Email: info@amewi.com.



Security and Hazard Warnings



Attention! For damage, caused by disregarding of the manual, warranty expires !

We are not liable for secondary failures, material or personal damage, caused by improper usage or disregarding the security notices.

Attention! Based on security and registration (CE) reasons, it is forbidden to modify the product personally. Do not disassemble the product.

Attention! Small parts. Danger of suffocation or risk of injury caused by small parts.

Attention! Suitable for people aged 14+ !



The product is not allowed to get moist or wet. The product is only allowed to be used on flat and clean surfaces. Even a drop down from a small height can cause damage to the product. Usage of more than one Products of same Frequency at the same time is not possible, because it will affect each other.

Battery Notice and Battery Disposal



Attention! Battery do not belong in children's hands. A change of the battery has to be done by an adult person. Never mix chargeable batteries with non-chargeable batteries. Never mix fully charged batteries with almost empty batteries. Never mix batteries of different capacities. Never try to charge dry batteries. Take care of the correct polarity. Defective batteries belong to special waste. Never leave a charging battery unattended. For questions about the charging time please read the manual or ask the manufacturer.

Disposal



The company AMEWI is registered below the WEEE Reg. Nr. DE93834722 at the foundation EAR and recycles all used electronic parts properly. Electric and electronic products are not allowed to put in household garbage. Please dispose the product at the end of the lifetime according to the actual laws. You as a customer are responsible by law for the return of all used batteries, a disposal over the household garbage is forbidden !

Batteries containing hazardous substances are marked with the alongside symbols, which point to the prohibition of disposal in household garbage.

Additional notations for the critical heavy metal are: Cd=Cadmium, Hg=Quecksilver, Pb=lead (Label is placed on the batteries, for example below the bottom left trash symbols).



Based on RoHS labeling the manufacturer confirms, that all limit values were taken care of at the time of manufacturing.



Batteries labeled with the recycling symbol can be put into used battery collecting tank. (Most supermarkets have)

They are not allowed to be put into local household garbage.



AMEWI Trade e.K. is involved in the dual system for boxing over the company Firma Landbell AG.

All used boxes are collected from partner companies (waste disposal contractor) at private customers (local household), sorted and properly utilized. The Involvement in a Dual Systems helps to save CO² Emissions.